


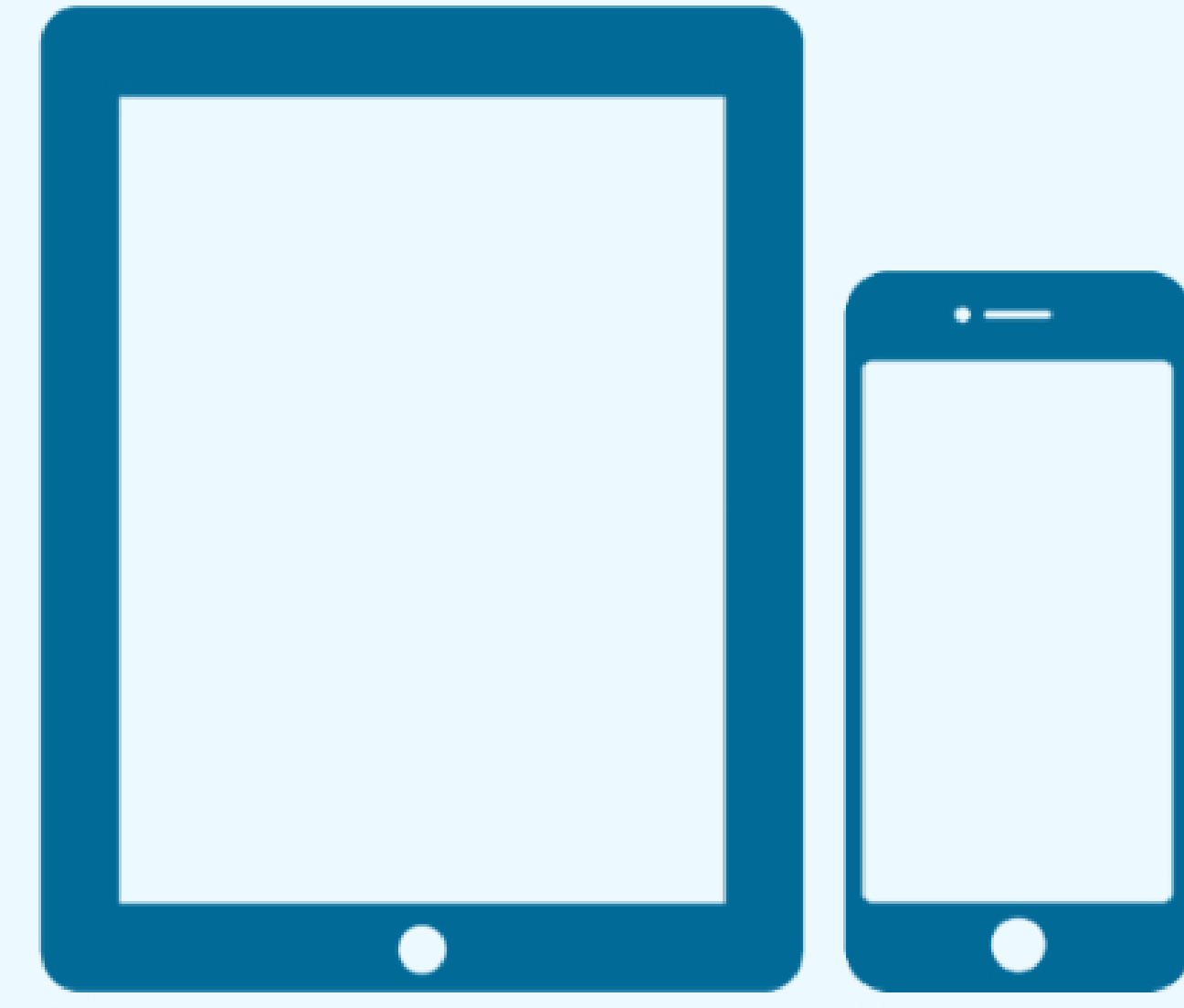
# PRINT GUIDE

You can print using the following devices



## PRINT FROM A LAPTOP



1. Open a browser and go to [print.princh.com](http://print.princh.com)
2. Enter the printer ID that can be found below
3. Upload your document(s) and adjust your settings
4. Pay via the LPT:One™ Print Release Terminal



## PRINT FROM A MOBILE PHONE OR TABLET

1. Scan the QR code below with your device's camera. Alternatively, you can open your browser and go to [print.princh.com](http://print.princh.com) and enter the printer ID (found below)\*
2. Upload your document(s) and adjust your settings
3. Pay via the LPT:One™ Print Release Terminal

\* If you want to print a webpage or email from your mobile phone, we recommend you install the Princh mobile app and follow the tutorial in the app.

FORMAT	COLOR	PRICE	PRINTER ID
	Black/White	\$0.10	 <b>109090</b>
	Color	\$0.25	